

Biltmore Cottage Collection

by Biltmore Farms Homes



The Pinnacle Cottage

2,114 s.f. main level • 949 s.f. partial finished lower level (optional)

3 bedrooms (Option to 5) • 2 baths (Option to 3)

Secluded master suite

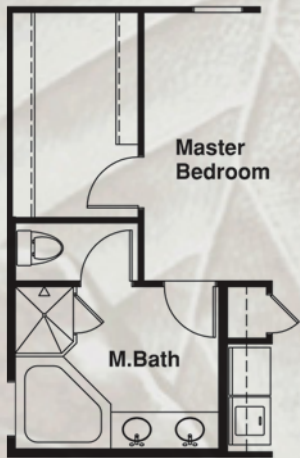
Open floorplan

Spacious kitchen with walk-in pantry

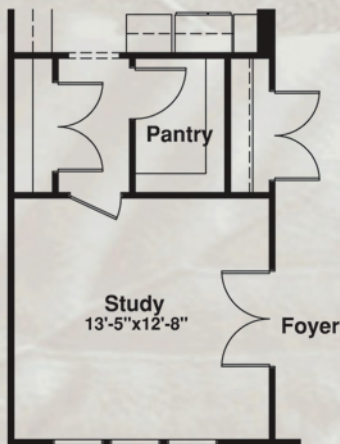


BILTMORE FARMS™
HOMES

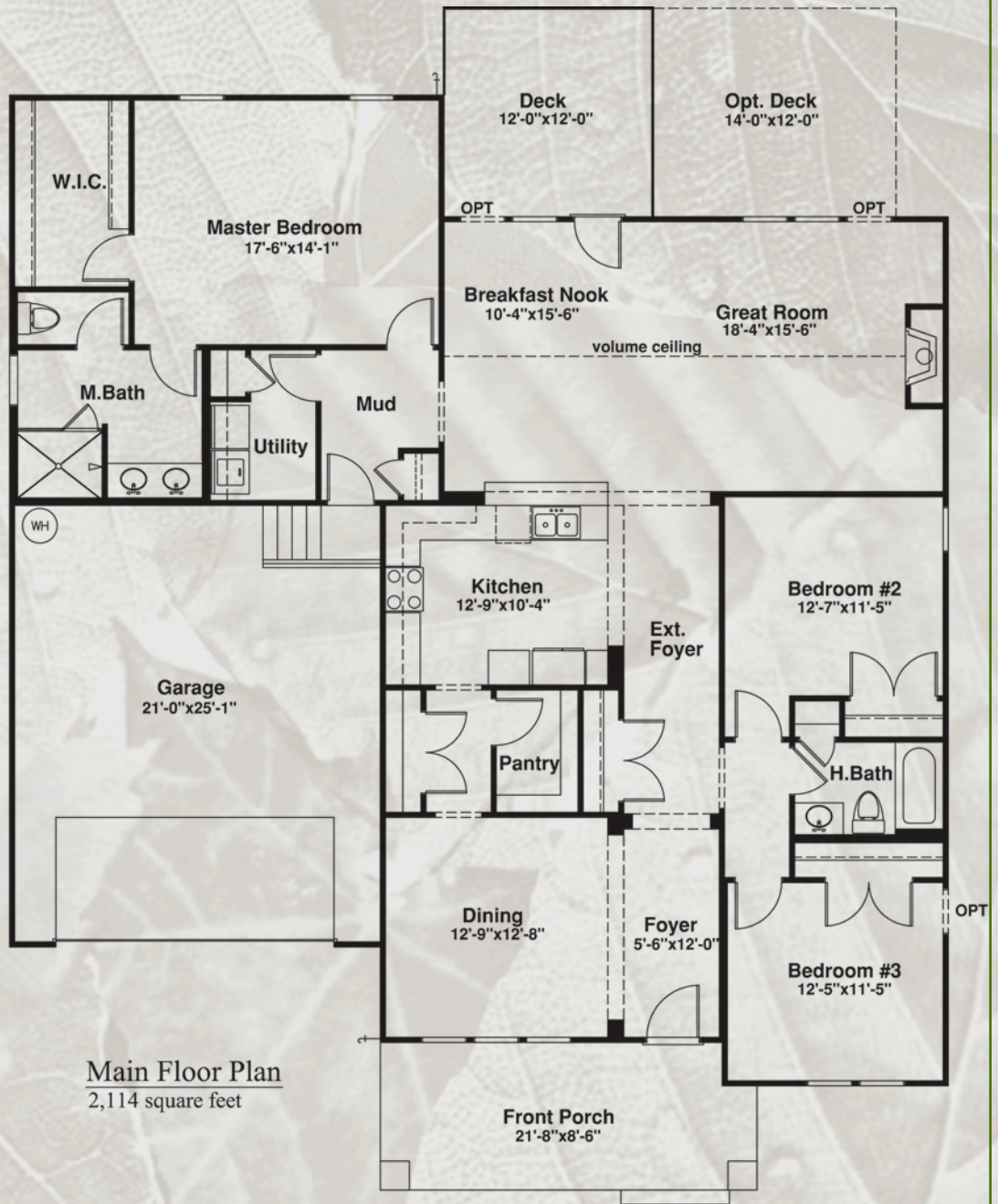
www.biltmorehomevalues.com



Master Bath Option



Study Option



Main Floor Plan
2,114 square feet

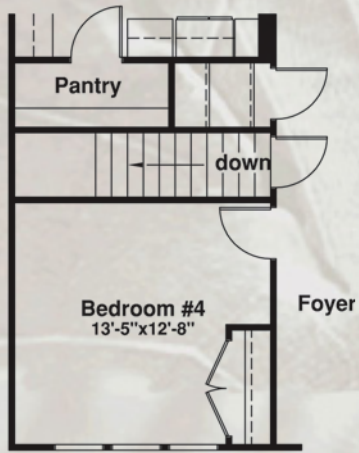
The Pinnacle



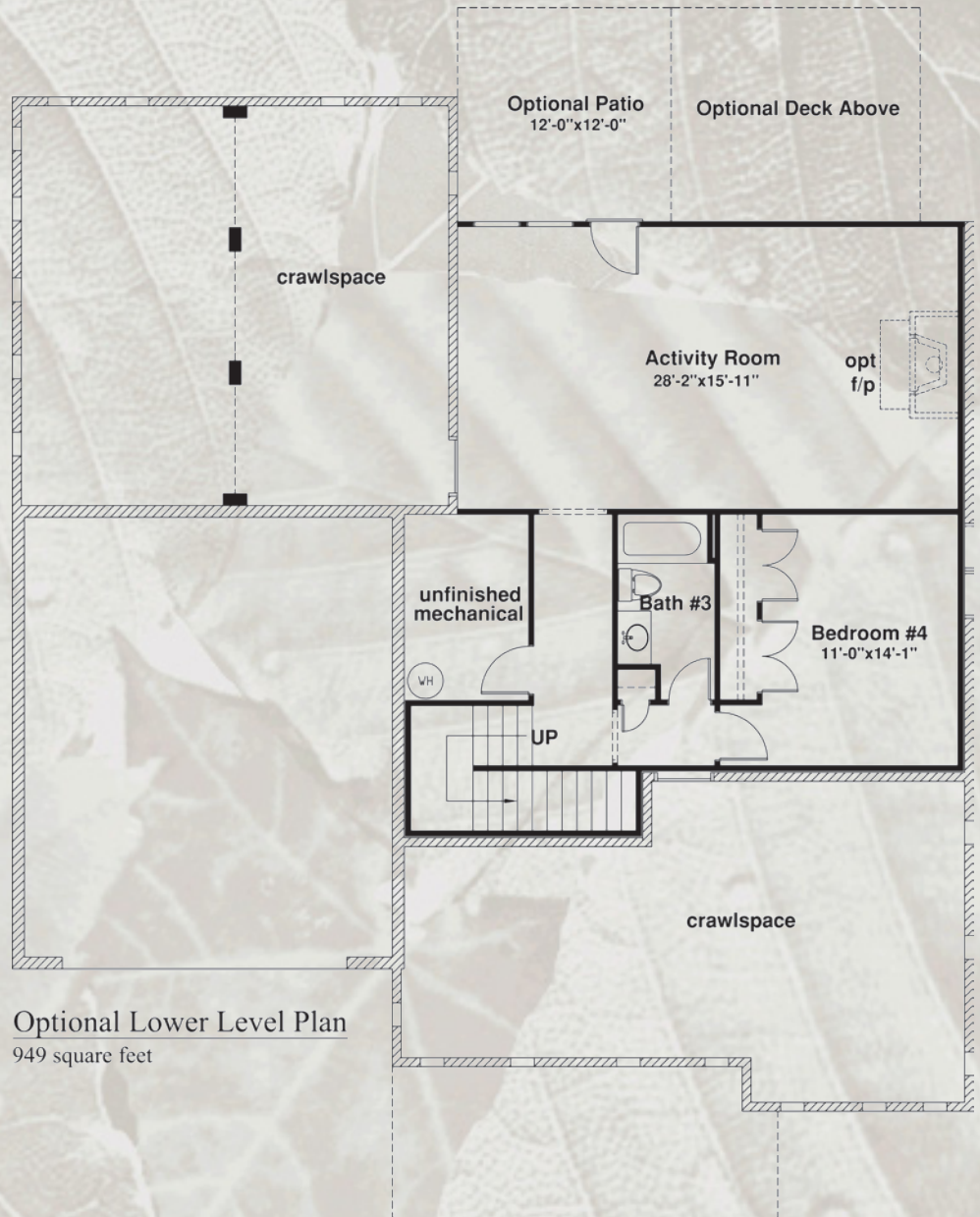
BILTMORE FARMS[™]
HOMES

www.biltmorehomevalues.com

All dimensions and specifications (including square footage) are approximate and artists conceptions. Product availability, prices, floor plans, elevations, and specification levels are subject to change without notice or obligation



Lower Floor Stairs with optional bedroom #4



Optional Lower Level Plan
949 square feet

The Pinnacle



BILTMORE FARMS™
HOMES

www.biltmorehomevalues.com

All dimensions and specifications (including square footage) are approximate and artists conceptions. Product availability, prices, floor plans, elevations, and specification levels are subject to change without notice or obligation

Biltmore Cottage Collection

by Biltmore Farms Homes



shown with upgraded garage door

The Pinnacle Craftsman



shown with upgraded garage door

The Pinnacle Lodge



BILTMORE FARMSSM
HOMES

www.biltmorehomevalues.com

The Biltmore Cottage Collection is a product offering of Biltmore Farms HomesSM. Biltmore Farms HomesSM is a trademark of Biltmore Farms, LLC. Biltmore Estate[®] is a registered trademark of The Biltmore Company, Inc., Asheville, NC, which owns and operates Biltmore Estate[®] independently of Biltmore Farms, LLC. ©2007 Biltmore Farms, LLC

